

How to check authenticity of bearings

NTN®

27th Sep, 2019

3 points for authentication

How to check Anti-Counterfeit Labels

Authenti Bear

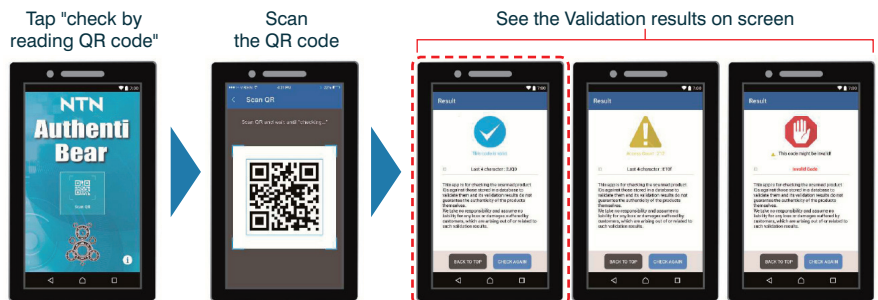
The customer can validate the authenticity of a product by reading the QR code* printed on a label using a dedicated app called "Authenti Bear".

*QR code is a registered trademark of Denso Wave Inc.



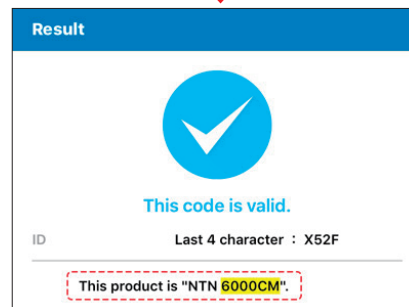
Point 1 QR code for "Authenti Bear"

The "Authenti Bear" app shall aid in validating the authenticity of the bearing.




Note

Display the NTN product part number registered with scanned QR code to verify the actual product and part number displayed on the app. (except some parts)



Point 2 Outlined / Random micro characters

- White outlined NTN characters can be seen within the blue band.
- NTN micro characters which are illegible by naked eyes are arranged randomly. These characters on genuine products are distinct and not blurred.



Point 3 Dual color characters

A hologram that is very difficult to counterfeit is used. When turning 90 degrees the label on genuine products, the colors interchange between white and black.



For any further information, please contact your local NTN sales office or representative.